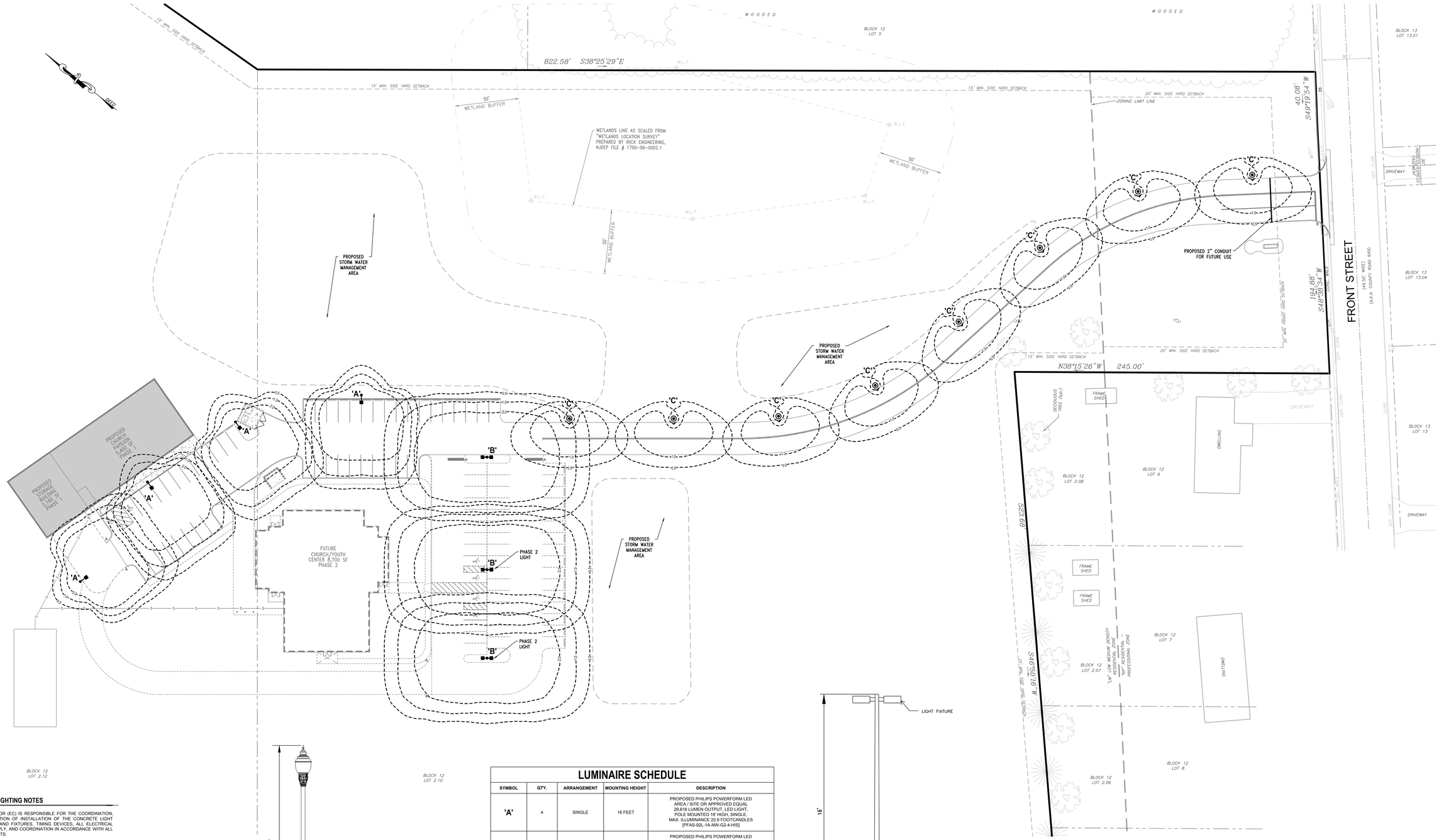

LIGHTING NOTES

1. THE ELECTRICAL CONTRACTOR (EC) IS RESPONSIBLE FOR THE COORDINATION, PROVISION, AND CONSTRUCTION OF INSTALLATION OF THE CONCRETE LIGHT POLE BASES, LIGHT POLES AND FIXTURES, TIMING DEVICES, ALL ELECTRICAL WIRING, CONNECTIONS, SUPPLY, AND COORDINATION IN ACCORDANCE WITH ALL BUILDING CODE REQUIREMENTS.

2. THE DESIGN AND COORDINATION OF THE CONCRETE BASES IS THE RESPONSIBILITY OF THE ELECTRICAL CONTRACTOR. THE EC SHALL COORDINATE WITH THE MANUFACTURERS OF THE POLES, FIXTURES, BASES AND ALL ACCESSORIES TO ENSURE THAT ALL ITEMS ARE PROPERLY DESIGNED AND CONSTRUCTED IN ACCORDANCE WITH ALL BUILDING CODES AND SITE CONDITIONS. THE EC SHALL PROVIDE A DETAILED SHOP DRAWING SIGNED AND SEALED BY A PROFESSIONAL ENGINEER LICENSED IN THE STATE OF THE PROJECT FOR THE DESIGN OF THE LIGHT POLE BASES. THE SIZE OF BASES MAY VARY DEPENDING ON SITE SPECIFIC SOIL CONDITIONS. THE SIZE OF LIGHT POLES, THE NUMBER OF FIXTURES ON EACH POLE, WIND LOADS, AND BUILDING CODE REQUIREMENTS.

LEGEND

- CONC. MONUMENT
- IRON PIN
- BOLLARD
- CLEANOUT
- FIRE HYDRANT
- GAS VALVE
- GUY WIRE
- 'A' INLET
- 'B' INLET
- 'E' INLET
- LIGHT POLE
- MAILBOX
- SANITARY MANHOLE
- SIGN
- SPOT ELEVATION
- STORM MANHOLE
- TREE
- UNKNOWN MANHOLE
- UTILITY POLE
- UTILITY POLE W/LIGHT
- WATER METER
- ELEC. TRANSFORMER
- 1' CONTOUR INTERVAL
- 5' CONTOUR INTERVAL
- CURB
- EDGE OF PAVEMENT
- EDGE OF STONE
- CHAIN LINK FENCE
- VINYL FENCE
- WIRE FENCE
- WOOD FENCE
- GAS LINE
- PROPERTY LINE
- STORM LINE
- SANITARY LINE
- WOODS LINE

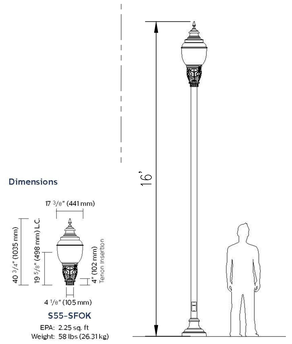

LUMINAIRE SCHEDULE

SYMBOL	QTY.	ARRANGEMENT	MOUNTING HEIGHT	DESCRIPTION
'A'	4	SINGLE	16 FEET	PROPOSED PHILIPS POWERFORM LED AREA / SITE OR APPROVED EQUAL 29,616 LUMEN OUTPUT, LED LIGHT, POLE MOUNTED 16' HIGH, SINGLE, MAX. ILLUMINANCE 23.9 FOOTCANDLES [PFAS-92L-1A-NW-G2-4-HS]
'B'	3	DOUBLE	16 FEET	PROPOSED PHILIPS POWERFORM LED AREA / SITE OR APPROVED EQUAL 37,843 LUMEN OUTPUT, LED LIGHT, POLE MOUNTED 16' HIGH, DOUBLE, MAX. ILLUMINANCE 45.9 FOOTCANDLES [PFAS-92L-1A-NW-G2-4]
'C'	8	SINGLE	16 FEET	PROPOSED SIGNIFY CANADA LTD LED AREA / SITE OR APPROVED EQUAL 6,643 LUMEN OUTPUT, LED LIGHT, POLE MOUNTED 16' HIGH, SINGLE, MAX. ILLUMINANCE 1.8 FOOTCANDLES [S55-55W48LED3K-G3-LE3W]

Series	LED module		Gen	Globe material	Optical system	Voltage	Driver options	Adapters
S55 Serenade DSX	4000K	3000K	G3	ACDR Acrylic globe GL Glass globe	LE2 Type II (ASYM) LE3 Type III (ASYM) LE3W Type III (ASYM) wide LE4 Type IV (ASYM) LES[1] Type V. (SYMM)	120 120V 208 208V 240 240V 277 277V 347 347V 480 480V	AST[1] Pre-set, progressive start-up CLO[1] Pre-set, manage lumen depreciation DALI[1] Pre-set, compatible with the DALI control system OTL[1] Pre-set to signal end of life of the lamp DMG 0-10V CDMG25[1] 8 hrs. 25% reduction CDMG50[1] 8 hrs. 50% reduction CDMG75[1] 8 hrs. 75% reduction CDMG025[1] 6 hrs. 25% reduction CDMG050[1] 6 hrs. 50% reduction CDMG075[1] 6 hrs. 75% reduction CDMG525[1] 4 hrs. 25% reduction CDMG550[1] 4 hrs. 50% reduction CDMG575[1] 4 hrs. 75% reduction SRD[1] Sensor ready driver (standard configuration) SRD1[1] Sensor ready driver (alternate configuration)	SFOK Oak leaf fitter Standard fitter SFX

2 Module (92L)

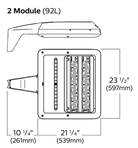

No. of Modules	Effective Projected Area (EPA-ft2)[1] Single	Twin@180	3 or 4	Weight of single luminaire PFAS
2	0.560	1.120	1.457	48 lbs (21.8 kg)

Luminaire	Number of LEDs	Drive Current	LED Color - Generation	Mounting	Distribution	Luminaire
PFAS PowerForm Area Site	92L 92 LEDs (2 modules) 138L 138 LEDs (3 modules) 184L 184 LEDs (4 modules)	700 700mA 1A 1Amp	NW-G1 Neutral White 4000K, 70CRI Generation 1 NW90-G1 Neutral White 4000K, 90CRI Generation 1	AR Arm Mount SF Slipfitter Mount (fits to 2⅜" O.D. tenon)	2 Type 2 3 Type 3 4 Type 4 5W Type 5W	SPA Square Pole Adapter HS Internal Housing Side Shield

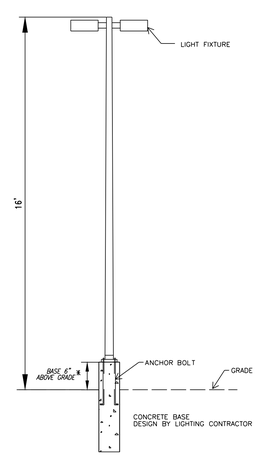

* BASE TO BE 3" ABOVE PAVING WHEN LOCATED IN PARKING LOT AND UNPROTECTED BY CURBING

LIGHT STANDARD DETAIL

N.T.S.

30 0 15 30
SCALE IN FEET
1"=30'

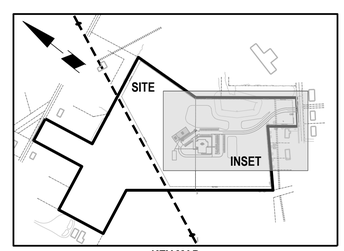

KEY MAP
SCALE: 1" = 500'

LIGHTING PLAN

SITE PLANS
FOR
FIRST BAPTIST CHURCH OF ELMER
PLATE 6, BLOCK 12, LOTS 2.10 & 2.12
329 FRONT STREET
SITUATED IN THE
BOROUGH OF ELMER
COUNTY OF SALEM, STATE OF NEW JERSEY

SITE CIVIL ENGINEERING
2205 DELSEA DRIVE, SUITE 7
FRANKLINVILLE, NEW JERSEY 08322
(856) 885 - 8679
FAX (856) 513 - 6594
N.J. CERTIFICATE OF AUTHORIZATION No. GA28188600

REV.	DATE	DESCRIPTION	BY

FILE NUMBER 934 - 2021
CHECKED BY: WG
DRAWN BY: MPG
SCALE: 1"=30'

WILLIAM P. GILMORE, P.E.
NEW JERSEY PROFESSIONAL ENGINEER NO. 24GE04783100

11/09/22
DATE

PROJECT NO. 934 | DATE: NOVEMBER 9, 2022 | SHEET 9 OF 12